


The Ultimate Guide to Playing Music with an Improv Group

Improvisational music is a thrilling and rewarding way to make music. It allows you to express yourself freely, connect with other musicians, and create something truly unique. If you've ever wanted to try playing music with an improv group, this is the ultimate guide for you.

In this guide, we'll cover everything you need to know to get started, including:

- The basics of improvisation
- How to find an improv group to join
- Jam etiquette
- Developing your own unique style
- Tips for performing improv music

Whether you're a complete beginner or an experienced musician, this guide will help you take your improv skills to the next level.



The Improv Comedy Musician: The Ultimate Guide to Playing Music with an Improv Group by Bob Baker

★★★★☆ 4.9 out of 5

Language : English
File size : 2715 KB
Text-to-Speech : Enabled
Screen Reader : Supported
Enhanced typesetting : Enabled
Word Wise : Enabled

Print length : 160 pages
Lending : Enabled



Improvisation is the art of making music spontaneously, without any prior preparation. It's a lot like playing a game of jazz, where you have to react quickly to what the other musicians are playing and make up your own part on the spot.

There are no rules to improvisation, but there are a few basic principles that can help you get started. First, it's important to listen closely to the other musicians and respond to what they're playing. Second, don't be afraid to make mistakes. Mistakes are a natural part of the learning process, and they can often lead to some of the most interesting and creative moments in an improv session.

Finally, have fun! Improvisation is all about expressing yourself and having a good time. So relax, let go, and let the music flow through you.

There are many ways to find an improv group to join. You can search online, ask friends or colleagues, or check out local music venues. Once you've found a few groups that you're interested in, go to a few of their rehearsals or performances to get a feel for their style.

When you're looking for an improv group, it's important to find a group that you feel comfortable with. The best groups are those where everyone is supportive and encouraging, and where you feel like you can be yourself.

When you're playing with an improv group, it's important to be respectful of the other musicians and to follow some basic jam etiquette. Here are a few things to keep in mind:

- **Be on time.** It's important to arrive on time for rehearsals and performances, so that the group can start on time.
- **Be prepared.** Make sure you have your instrument and any necessary gear with you.
- **Listen to the other musicians.** It's important to listen to what the other musicians are playing and to respond to what they're ng.
- **Don't be afraid to make mistakes.** Everyone makes mistakes when they're improvising. The important thing is to learn from your mistakes and keep moving forward.
- **Be respectful of the group.** Don't talk over the other musicians or try to dominate the jam session.
- **Have fun!** Improvisation is all about having fun and expressing yourself. So relax, let go, and let the music flow through you.

As you start playing with an improv group, you'll start to develop your own unique style. This is a natural process that happens as you experiment with different sounds and techniques. Don't be afraid to try new things and see what works for you.

There are no rules when it comes to improvisation, so feel free to experiment with different ways of playing. Try using different scales, rhythms, and harmonies. See what happens when you play around with

different effects pedals or electronic instruments. The more you experiment, the more you'll learn about your own unique style.

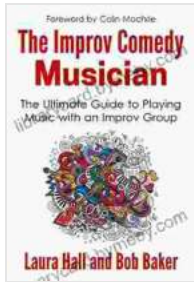
If you're planning on performing improv music, there are a few things you can do to make sure your performance goes smoothly. Here are a few tips:

- **Be prepared.** Make sure you have your instrument and any necessary gear with you.
- **Warm up.** It's important to warm up your instrument and your body before you perform. This will help you to play your best and to avoid any injuries.
- **Listen to the other musicians.** It's important to listen to what the other musicians are playing and to respond to what they're ng.
- **Don't be afraid to make mistakes.** Everyone makes mistakes when they're improvising. The important thing is to learn from your mistakes and keep moving forward.
- **Have fun!** Improvisation is all about having fun and expressing yourself. So relax, let go, and let the music flow through you.

Playing music with an improv group is a thrilling and rewarding experience. It's a great way to express yourself, connect with other musicians, and create something truly unique. If you've ever thought about trying improv, I encourage you to give it a shot. You might just find yourself discovering a whole new side to your musicality.

The Improv Comedy Musician: The Ultimate Guide to Playing Music with an Improv Group by Bob Baker

★★★★☆ 4.9 out of 5




Language	: English
File size	: 2715 KB
Text-to-Speech	: Enabled
Screen Reader	: Supported
Enhanced typesetting	: Enabled
Word Wise	: Enabled
Print length	: 160 pages
Lending	: Enabled



Speak With Ease: The Ultimate Guide to Public Speaking Confidence

By Rupika Raj Are you terrified of public speaking? Do you dread the thought of having to give a presentation or speech? If so, you're not...



Vulcan Forge: A Suspense Thriller that Will Keep You on the Edge of Your Seat

Vulcan Forge is a suspense thriller that will keep you on the edge of your seat. Philip Mercer has crafted a gripping tale of intrigue, danger,...