


# Storm Proof Your Boat, Gear and Crew: The Ultimate Guide to Riding Out the Storm Safely

Storms at sea can be terrifying, but with the right preparation, you can ride them out safely. This comprehensive guide will teach you everything you need to know about storm proofing your boat, gear, and crew.

The first step to storm proofing your boat is to make sure it is structurally sound. This means checking for any cracks or leaks in the hull, deck, and superstructure. You should also make sure that all of your hatches and ports are properly sealed.

Once you have checked the structural integrity of your boat, you need to secure all of the loose gear on deck. This includes anything that could be blown overboard in a storm, such as sails, lines, and fenders. You should also lash down any heavy equipment, such as your engine or generator.



## Storm Proofing your Boat, Gear, and Crew

by Cap'n Fatty Goodlander

★★★★☆ 4.8 out of 5

Language : English  
File size : 11867 KB  
Text-to-Speech : Enabled  
Screen Reader : Supported  
Enhanced typesetting : Enabled  
Word Wise : Enabled  
Print length : 396 pages  
Lending : Enabled

FREE

DOWNLOAD E-BOOK



In addition to securing your gear, you should also make sure that your boat is properly ballasted. This means adding weight to the bottom of the boat to help it stay upright in a storm. You can use water tanks, sandbags, or even lead weights for ballast.

Finally, you should make sure that you have all of the necessary safety equipment on board. This includes life jackets, flares, a first-aid kit, and a bilge pump.

In addition to storm proofing your boat, you should also storm proof your gear. This means making sure that your sails, lines, and other equipment are in good condition and can withstand the rigors of a storm.

Start by checking your sails. Make sure there are no tears or holes in the fabric. If you find any damage, you should repair it immediately using a sail repair kit. You should also make sure that your sails are properly reefed. This will help to reduce the load on your sails and make them less likely to be damaged in a storm.

Next, check your lines. Make sure there are no frayed or weak spots. If you find any damage, you should replace the line immediately. You should also make sure that your lines are properly coiled and secured. This will prevent them from becoming tangled in a storm.

Finally, check your other gear. This includes your engine, generator, bilge pump, and any other equipment that you might need in a storm. Make sure that all of your gear is in good working Free Download and that you have the necessary spare parts.

The most important part of storm proofing your boat is storm proofing your crew. This means making sure that your crew is trained and prepared for the challenges of a storm.

Start by making sure that your crew is familiar with the boat and its safety equipment. They should know how to use the life jackets, flares, and bilge pump. They should also know how to reef the sails and secure the gear.

In addition to training your crew, you should also make sure that they are physically and mentally prepared for a storm. This means getting plenty of rest and eating a nutritious diet. It also means staying hydrated and avoiding alcohol and caffeine.


Finally, you should make sure that your crew is in good spirits. A positive attitude can make a big difference in weathering a storm.

If you find yourself in a storm, the most important thing to do is to stay calm and follow these steps:

1. **Secure your boat.** This means reefing your sails, securing your gear, and lashing down your boat.
2. **Go below deck.** This is the safest place to be in a storm.
3. **Monitor the weather.** Keep an eye on the weather forecast and listen to marine weather broadcasts.
4. **Be prepared to abandon ship.** If the storm is severe, you may need to abandon ship. Make sure you have all of your life jackets and safety equipment ready.

Storm proofing your boat, gear, and crew is essential for staying safe in a storm. By following these steps, you can increase your chances of riding out a storm safely.

- **Practice storm drills.** This will help your crew to become familiar with the procedures for securing the boat and gear.
- **Have a storm plan.** This should include a list of the tasks that need to be completed in the event of a storm.
- **Stay informed.** Keep up-to-date on the latest weather forecasts and marine weather broadcasts.
- **Don't panic.** If you find yourself in a storm, staying calm and following the steps outlined in this article will increase your chances of riding it out safely.



## Storm Proofing your Boat, Gear, and Crew

by Cap'n Fatty Goodlander


★★★★☆ 4.8 out of 5

Language : English  
File size : 11867 KB  
Text-to-Speech : Enabled  
Screen Reader : Supported  
Enhanced typesetting : Enabled  
Word Wise : Enabled  
Print length : 396 pages  
Lending : Enabled

FREE

DOWNLOAD E-BOOK





## Speak With Ease: The Ultimate Guide to Public Speaking Confidence

By Rupika Raj Are you terrified of public speaking? Do you dread the thought of having to give a presentation or speech? If so, you're not...



## Vulcan Forge: A Suspense Thriller that Will Keep You on the Edge of Your Seat

Vulcan Forge is a suspense thriller that will keep you on the edge of your seat. Philip Mercer has crafted a gripping tale of intrigue, danger,...